



ASBK.COM.AU f t i y

Winton Motor Raceway : OFFICIAL TEST : April 11 & 12

SUPERBIKE

Practice 3

Date: 11/04/17
 Event: P08
 Weather: Sunny - 20.3C
 Track: Dry - 38.0C

Started at: 13:40:02
 Laps: 30 Min
 Starters: 17
 Printed at: 14:40

CLASSIFICATION

Pos	No	Name	Machine	Fastest Lap	On Lap	Behind Prev	Behind Leader	Top Speed
1	25	Daniel FALZON (SA) / JD Racing / Caterpillar / YRT / Slime Australia / Mainline Dynolog Dyno.	Yamaha YZF-R1	1:21.451	13 of 15			242
2	47	Wayne MAXWELL (VIC) / Yamaha Racing Team	Yamaha YZF-R1	1:21.926	10 of 10	.475	.475	242
3	65	Cru HALLIDAY (NSW) / Yamaha Finance / Yamaha Insurance / Ipone	Yamaha YZF-R1	1:22.219	7 of 11	.293	.768	243
4	21	Josh WATERS (VIC) / Team Suzuki ECSTAR / AirRoad / Pirelli / Swann Ins. / Pepper Money	Suzuki GSX-R	1:22.240	14 of 14	.021	.789	248
5	24	Robert BUGDEN (QLD) / Kawasaki BCperformance / Kawasaki Motors Aust. / Iceberg Enterprises	Kawasaki ZX10R	1:22.343	18 of 18	.103	.892	243
6	1	Troy HERFOSS (QLD) / Crankt Protein Honda Racing / Honda Genuine / Pirelli / Alpinestars	Honda CBR RR	1:22.986	8 of 8	.643	1.535	236
7	56	Troy GUENTHER (QLD) / Saint Unbreakable / BMW	BMW S RR	1:23.465	4 of 12	.479	2.014	246
8	83	Kyle BUCKLEY (QLD) / Kawasaki BCperformance / Kawasaki Motors Aust. / Iceberg Enterprises	Kawasaki ZX10R	1:23.556	5 of 14	.091	2.105	243
9	67	Bryan STARING (WA) / Crankt Protein Honda Racing / Honda Genuine / Pirelli / Alpinestars	Honda CBR RR	1:23.661	8 of 10	.105	2.210	239
10	178	Michael BLAIR (NSW) / Yamaha YRT / Gosford Classic Car Museum / Ipone / YMI / John Singleton Grp	Yamaha YZF-R1	1:23.759	4 of 14	.098	2.308	242
11	12	Matt WALTERS (NSW) / Swann Insurance / Kawasaki Aust. / Repsol / Rover Coaches / RST / Raceart	Kawasaki ZX10R	1:24.367	5 of 12	.608	2.916	238
12	20	Alex PHILLIS (VIC) / Race Dynamics Aprilia / Be A Racer	Yamaha YZF-R1	1:24.699	10 of 10	.332	3.248	243
13	9	Sloan FROST (NZ)	Suzuki GSX-R	1:24.701	4 of 4	.002	3.250	238
14	50	Callum SPRIGGS (QLD) / Ducati Aust. / QBE Insurance / Pirelli / Motul / Gibson Freight / INOX	Ducati Panigale	1:25.053	3 of 10	.352	3.602	237
15	6	Brendan McINTYRE (NSW) / Western M-cycles Sydney / Ric Pobjoy Racing / Motul Oils / RK Chains	Suzuki GSX-R	1:26.266	11 of 14	1.213	4.815	231
16	22	Trent GIBSON (VIC)	Yamaha YZF-R1	1:26.962	10 of 15	.696	5.511	234
17	78	Nathan SPITERI (VIC) / Livson TBR / Konnect / Repsol Oil / RST / LS2 / Viking Mini Loaders	Kawasaki ZX10R	1:28.012	11 of 16	1.050	6.561	229

Current best lap for SBK class - 1:20.405 by Troy HERFOSS (NSW) on a Honda CBR RR SP set on 22/09/16



Scott Laing
 Chief Time Keeper - Scott Laing

Clerk of Course - Simon Maas

Computime Race Timing Systems Pty Ltd © 1996
 Licensed to Computime Race Timing Systems

www.computime.com.au

COMPUTIME RACE TIMING SYSTEMS PTY LTD





ASBK.COM.AU f t i y

Winton Motor Raceway : OFFICIAL TEST : April 11 & 12

SUPERBIKE

Practice 3

Date: 11/04/17
 Event: P08
 Weather: Sunny - 20.3C
 Track: Dry - 38.0C

Started at: 13:40:02
 Laps: 30 Min
 Starters: 17
 Printed at: 14:40

LAP TIMES

No	Name	Lap 1	Lap 2	Lap 3	Lap 4	Lap 5	Lap 6	Lap 7	Lap 8	Lap 9	Lap 10
1	Troy HERFOSS (QLD)	1:36.461	1:28.565	1:24.640	19:32.485	1:40.337	1:34.810	1:23.006	1:22.986		
6	Brendan McINTYRE (NSW)	1:40.055	1:29.269	1:27.396	1:26.672	1:26.711	9:06.547	1:34.653	1:26.804	1:27.196	1:26.816
	10	1:26.266	1:27.064	1:27.161	1:28.344						
9	Sloan FROST (NZ)	1:37.386	1:25.875	1:24.742	1:24.701						
12	Matt WALTERS (NSW)	1:44.740	1:27.350	1:25.506	1:24.755	1:24.367	8:55.538	1:32.707	1:25.200	1:24.884	1:24.483
	10	1:24.852	1:24.978								
20	Alex PHILLIS (VIC)	1:34.856	1:25.718	1:26.116	1:32.016	24:34.255	1:32.959	1:25.493	1:24.938	1:24.933	1:24.699
21	Josh WATERS (VIC)	1:44.992	1:24.247	1:23.456	9:57.674	2:25.592	1:33.004	4:40.911	1:34.182	1:23.365	1:22.652
	10	1:22.617	3:59.171	1:28.983	1:22.240						
22	Trent GIBSON (VIC)	1:40.366	1:31.896	2:47.780	1:39.607	9:01.927	1:36.402	1:29.028	1:28.436	1:27.921	1:26.962
	10	4:36.761	1:42.568	1:28.734	1:27.300	1:27.116					
24	Robert BUGDEN (QLD)	1:39.136	1:26.169	1:24.395	1:23.311	1:23.021	9:23.698	1:33.411	1:23.673	2:43.964	1:28.100
	10	4:19.978	1:37.254	1:23.413	1:22.704	1:22.858	1:23.081	1:22.733	1:22.343		
25	Daniel FALZON (SA)	1:34.365	1:24.521	1:23.533	1:22.666	17:00.017	1:35.133	1:22.614	1:22.107	1:21.532	1:25.239
	10	1:21.907	1:24.749	1:21.451	1:24.955	1:21.586					
47	Wayne MAXWELL (VIC)	1:32.187	1:23.714	1:23.136	1:22.643	13:03.224	1:31.049	1:23.002	1:22.187	1:23.135	1:21.926
50	Callum SPRIGGS (QLD)	2:32.042	1:32.044	1:25.053	1:25.198	1:27.021	8:22.349	1:31.223	1:37.535	1:27.382	1:27.725
56	Troy GUENTHER (QLD)	1:32.740	1:24.786	1:23.885	1:23.465	11:01.149	1:28.489	1:24.971	1:24.224	1:24.951	1:35.258
	10	3:54.998	2:23.258								
65	Cru HALLIDAY (NSW)	1:49.828	1:24.415	1:23.998	10:51.354	1:32.202	1:23.837	1:22.219	1:22.797	1:22.479	1:22.505
	10	1:26.144									
67	Bryan STARING (WA)	1:37.698	1:25.439	1:24.496	1:24.058	1:24.230	12:13.084	1:35.538	1:23.661	1:24.166	1:24.837
78	Nathan SPITERI (VIC)	1:38.943	1:29.417	1:29.747	1:30.459	11:05.597	1:33.905	1:28.214	1:28.152	1:28.261	1:29.903
	10	1:28.012	3:42.412	1:32.265	1:40.832	1:28.965	1:28.397				
83	Kyle BUCKLEY (QLD)	1:38.507	1:26.648	1:24.112	1:23.928	1:23.556	9:31.330	1:30.558	1:26.480	2:36.666	1:26.723
	10	1:24.753	1:24.515	1:24.109	1:24.760						
178	Michael BLAIR (NSW)	1:30.420	1:25.703	1:24.095	1:23.759	1:25.627	9:58.908	1:29.727	1:23.873	1:23.830	2:31.570
	10	1:34.239	1:24.346	1:23.799	1:23.927						



Scott Laing
 Chief Time Keeper - Scott Laing

Clerk of Course - Simon Maas

Computime Race Timing Systems Pty Ltd © 1996
 Licensed to Computime Race Timing Systems

www.computime.com.au

COMPUTIME RACE TIMING SYSTEMS PTY LTD





ASBK.COM.AU f t i y

Winton Motor Raceway : OFFICIAL TEST : April 11 & 12

SUPERBIKE

Practice 3

Date: 11/04/17
 Event: P08
 Weather: Sunny - 20.3C
 Track: Dry - 38.0C


Started at: 13:40:02
 Laps: 30 Min
 Starters: 17
 Printed at: 14:40

SPLIT TIMES

Lap	Split 1	Split 2	Split 3	Split 4	Lap Time	Spd	Lap	Split 1	Split 2	Split 3	Split 4	Lap Time	Spd
1 Troy HERFOSS (QLD) (6th)							11	11.784	14.518	30.974	27.576	1:24.852	237
1	16.384	17.100	33.817	29.160	1:36.461 P		12	<u>11.673</u>	14.602	30.851	27.852	1:24.978	238
2	11.795	14.725	31.815	30.230	1:28.565	234	20 Alex PHILLIS (VIC) (12th)						
3	11.681	14.452	30.902	27.605	1:24.640	234	1	16.474	15.694	33.951	28.737	1:34.856 P	
4	11.583	14.378	30.714	18:35.810	19:32.485	234	2	11.931	14.679	31.530	27.578	1:25.718	241
5	19.610	17.328	35.077	28.322	1:40.337 P		3	11.884	14.656	31.762	27.814	1:26.116	242
6	14.269	19.085	34.101	27.355	1:34.810	235	4	11.983	14.649	35.968	29.416	1:32.016	242
7	<u>11.391</u>	14.321	<u>30.300</u>	26.994	1:23.006	235	5	11.835	16.618	33.204	23:32.598	24:34.255	235
8	11.414	<u>14.277</u>	30.419	<u>26.876</u>	<u>1:22.986</u>	236	6	16.562	15.526	32.549	28.322	1:32.959 P	
6 Brendan McINTYRE (NSW) (15th)							7	11.906	14.606	31.522	27.459	1:25.493	242
1	19.666	16.764	34.339	29.286	1:40.055 P		8	<u>11.748</u>	<u>14.443</u>	31.254	27.493	1:24.938	243
2	12.588	15.536	32.827	28.318	1:29.269	229	9	11.765	14.453	31.467	<u>27.248</u>	1:24.933	243
3	12.353	15.114	31.682	28.247	1:27.396	229	10	11.756	14.480	<u>31.061</u>	27.402	<u>1:24.699</u>	241
4	11.990	14.851	31.769	28.062	1:26.672	230	21 Josh WATERS (VIC) (4th)						
5	12.024	14.770	31.848	28.069	1:26.711	229	1	17.386	18.491	40.617	28.498	1:44.992 P	
6	11.996	<u>14.713</u>	33.196	8:06.642	9:06.547	230	2	11.750	14.389	30.859	27.249	1:24.247	243
7	17.918	15.699	32.499	28.537	1:34.653 P		3	11.528	14.251	30.659	27.018	1:23.456	244
8	12.161	14.875	31.699	28.069	1:26.804	227	4	13.127	18.536	38.552	8:47.459	9:57.674	247
9	12.055	15.117	31.786	28.238	1:27.196	229	5	15.593	16.223	36.594	1:17.182	2:25.592 P	
10	11.900	14.916	31.784	28.216	1:26.816	227	6	15.647	16.788	32.467	28.102	1:33.004 P	
11	11.949	14.917	<u>31.431</u>	<u>27.969</u>	<u>1:26.266</u>	227	7	11.782	15.626	32.430	3:41.073	4:40.911	243
12	12.451	15.092	31.452	28.069	1:27.064	230	8	17.036	17.590	32.053	27.503	1:34.182 P	
13	<u>11.811</u>	15.094	31.503	28.753	1:27.161	231	9	11.627	14.254	30.432	27.052	1:23.365	245
14	12.044	15.188	32.280	28.832	1:28.344	230	10	11.370	14.102	30.285	26.895	1:22.652	247
9 Sloan FROST (NZ) (13th)							11	<u>11.367</u>	14.123	30.295	26.832	1:22.617	248
1	17.635	16.767	33.897	29.087	1:37.386 P		12	12.241	15.665	32.197	2:59.068	3:59.171	247
2	11.916	14.639	31.664	27.656	1:25.875	238	13	14.930	15.398	31.240	27.415	1:28.983 P	
3	11.878	14.464	<u>30.874</u>	<u>27.526</u>	1:24.742	237	14	11.447	<u>14.016</u>	<u>30.040</u>	<u>26.737</u>	<u>1:22.240</u>	245
4	<u>11.778</u>	<u>14.376</u>	30.943	27.604	<u>1:24.701</u>	235	22 Trent GIBSON (VIC) (16th)						
12 Matt WALTERS (NSW) (11th)							1	18.605	16.773	35.475	29.513	1:40.366 P	
1	19.177	18.421	37.401	29.741	1:44.740 P		2	12.689	15.703	34.194	29.310	1:31.896	225
2	12.375	15.023	31.917	28.035	1:27.350	232	3	12.645	15.752	33.200	1:46.183	2:47.780	228
3	12.086	14.693	31.046	27.681	1:25.506	232	4	21.105	16.083	33.419	29.000	1:39.607 P	
4	11.867	14.614	<u>30.802</u>	27.472	1:24.755	230	5	12.484	15.320	33.097	8:01.026	9:01.927	232
5	11.693	14.441	30.839	<u>27.394</u>	<u>1:24.367</u>	235	6	16.992	16.365	34.005	29.040	1:36.402 P	
6	13.283	16.618	35.373	7:50.264	8:55.538	238	7	12.450	15.126	33.175	28.277	1:29.028	227
7	16.904	15.362	32.410	28.031	1:32.707 P		8	12.118	15.100	32.591	28.627	1:28.436	230
8	11.933	<u>14.394</u>	30.960	27.913	1:25.200	235	9	12.196	15.220	32.377	28.128	1:27.921	231
9	11.848	14.552	30.998	27.486	1:24.884	236	10	12.126	<u>14.884</u>	<u>31.913</u>	28.039	<u>1:26.962</u>	233
10	11.711	14.424	30.833	27.515	1:24.483	237	11	<u>12.006</u>	14.911	33.024	3:36.820	4:36.761	233

Spott
 Chief Time Keeper - Spott Laing

Clerk of Course - Simon Maas



Computime Race Timing Systems Pty Ltd © 1996
 Licensed to Computime Race Timing Systems

www.computime.com.au

COMPUTIME RACE TIMING SYSTEMS PTY LTD



ASBK.COM.AU f t i g

Winton Motor Raceway : OFFICIAL TEST : April 11 & 12

SUPERBIKE

Practice 3

Date: 11/04/17
Event: P08
Weather: Sunny - 20.3C
Track: Dry - 38.0C



Started at: 13:40:02
Laps: 30 Min
Starters: 17
Printed at: 14:40

SPLIT TIMES

Lap	Split 1	Split 2	Split 3	Split 4	Lap Time	Spd	Lap	Split 1	Split 2	Split 3	Split 4	Lap Time	Spd
12	25.237	15.695	33.146	28.490	1:42.568	P	1	16.354	15.598	32.269	27.966	1:32.187	P
13	12.131	15.071	33.087	28.445	1:28.734	234	2	11.661	14.414	30.622	27.017	1:23.714	237
14	12.236	14.911	32.189	<u>27.964</u>	1:27.300	232	3	11.363	14.185	30.497	27.091	1:23.136	239
15	12.167	14.938	32.005	28.006	1:27.116	233	4	11.379	14.047	30.284	26.933	1:22.643	239
							5	11.309	14.727	31.509	12:05.679	13:03.224	239
							6	17.283	14.633	31.709	27.424	1:31.049	P
24 Robert BUGDEN (QLD) (5th)							7	11.451	13.998	30.174	27.379	1:23.002	240
1	20.053	16.510	33.997	28.576	1:39.136	P	8	11.393	<u>13.917</u>	<u>29.877</u>	27.000	1:22.187	241
2	12.433	15.020	31.365	27.351	1:26.169	235	9	11.842	14.343	30.035	26.915	1:23.135	239
3	11.822	14.382	30.993	27.198	1:24.395	241	10	<u>11.272</u>	13.983	29.987	<u>26.684</u>	<u>1:21.926</u>	241
4	11.832	14.056	30.458	26.965	1:23.311	238							
5	11.681	<u>13.938</u>	30.383	27.019	1:23.021	239							
6	11.530	14.017	30.366	8:27.785	9:23.698	241	50 Callum SPRIGGS (QLD) (14th)						
7	18.171	15.775	31.385	28.080	1:33.411	P	1	16.646	16.829	34.474	1:24.093	2:32.042	P
8	11.764	14.189	30.501	27.219	1:23.673	236	2	15.531	16.335	32.501	27.677	1:32.044	P
9	11.590	14.285	30.460	1:47.629	2:43.964	238	3	11.951	14.611	<u>31.222</u>	<u>27.269</u>	<u>1:25.053</u>	230
10	15.353	14.567	30.906	27.274	1:28.100	P	4	<u>11.850</u>	<u>14.481</u>	31.380	27.487	1:25.198	237
11	11.732	14.680	31.659	3:21.907	4:19.978	239	5	11.905	14.994	31.412	28.710	1:27.021	234
12	20.283	16.327	32.554	28.090	1:37.254	P	6	13.972	16.043	33.621	7:18.713	8:22.349	189
13	11.633	14.118	30.559	27.103	1:23.413	242	7	15.199	15.733	32.150	28.141	1:31.223	P
14	11.557	14.002	30.140	27.005	1:22.704	243	8	12.952	17.159	36.523	30.901	1:37.535	220
15	11.512	14.119	30.154	27.073	1:22.858	242	9	12.049	14.809	32.496	28.028	1:27.382	231
16	11.506	14.106	30.357	27.112	1:23.081	241	10	12.016	15.525	32.327	27.857	1:27.725	232
17	11.721	14.123	30.155	<u>26.734</u>	1:22.733	239							
18	<u>11.445</u>	14.059	<u>30.090</u>	26.749	<u>1:22.343</u>	242	56 Troy GUENTHER (QLD) (7th)						
							1	15.460	16.063	32.920	28.297	1:32.740	P
25 Daniel FALZON (SA) (1st)							2	11.830	14.419	30.945	27.592	1:24.786	238
1	16.711	16.366	32.865	28.423	1:34.365	P	3	11.611	14.244	<u>30.699</u>	27.331	1:23.885	243
2	11.902	14.372	30.873	27.374	1:24.521	237	4	<u>11.447</u>	<u>14.099</u>	30.734	<u>27.185</u>	<u>1:23.465</u>	245
3	11.639	14.268	30.481	27.145	1:23.533	237	5	11.696	14.643	31.816	10:02.994	11:01.149	243
4	11.378	14.102	30.311	26.875	1:22.666	240	6	13.897	14.852	32.141	27.599	1:28.489	P
5	12.411	16.054	34.970	15:56.582	17:00.017	241	7	11.672	14.297	31.562	27.440	1:24.971	241
6	20.331	15.634	31.892	27.276	1:35.133	P	8	11.574	14.329	31.106	27.215	1:24.224	246
7	11.458	14.036	30.213	26.907	1:22.614	239	9	11.626	14.481	31.237	27.607	1:24.951	245
8	11.374	13.939	30.040	26.754	1:22.107	239	10	11.587	14.640	40.624	28.407	1:35.258	242
9	11.284	13.973	29.888	<u>26.387</u>	1:21.532	240	11	11.585	14.400	31.294	2:57.719	3:54.998	243
10	11.321	15.134	31.810	26.974	1:25.239	242	12	39.473	15.379	33.774	54.632	2:23.258	P
11	<u>11.218</u>	14.021	29.883	26.785	1:21.907	242							
12	12.175	14.888	30.636	27.050	1:24.749	239	65 Cru HALLIDAY (NSW) (3rd)						
13	<u>11.218</u>	13.917	<u>29.775</u>	26.541	<u>1:21.451</u>	240	1	23.415	23.866	34.232	28.315	1:49.828	P
14	12.410	14.858	30.914	26.773	1:24.955	240	2	11.865	14.412	30.995	27.143	1:24.415	237
15	11.235	<u>13.900</u>	29.839	26.612	1:21.586	239	3	11.619	13.946	31.169	27.264	1:23.998	237
							4	11.441	14.029	30.550	9:55.334	10:51.354	239
47 Wayne MAXWELL (VIC) (2nd)							5	17.368	15.801	31.609	27.424	1:32.202	P

Scott Laing
Chief Time Keeper - Scott Laing

Clerk of Course - Simon Maas



Computime Race Timing Systems Pty Ltd © 1996
Licensed to Computime Race Timing Systems

www.computime.com.au

COMPUTIME RACE TIMING SYSTEMS PTY LTD



ASBK.COM.AU f t i y

Winton Motor Raceway : OFFICIAL TEST : April 11 & 12

SUPERBIKE

Practice 3

Date: 11/04/17
 Event: P08
 Weather: Sunny - 20.3C
 Track: Dry - 38.0C


Started at: 13:40:02
 Laps: 30 Min
 Starters: 17
 Printed at: 14:40

SPLIT TIMES

Lap	Split 1	Split 2	Split 3	Split 4	Lap Time	Spd	Lap	Split 1	Split 2	Split 3	Split 4	Lap Time	Spd
6	11.711	14.190	30.947	26.989	1:23.837	239	16	12.141	15.140	31.958	29.158	1:28.397	222
7	11.452	13.846	30.246	26.675	1:22.219	241	83 Kyle BUCKLEY (QLD) (8th)						
8	11.482	13.865	30.317	27.133	1:22.797	240	1	19.462	16.528	33.947	28.570	1:38.507 P	
9	11.368	13.956	30.217	26.938	1:22.479	243	2	12.465	14.988	31.569	27.626	1:26.648	237
10	11.383	13.919	30.344	26.859	1:22.505	238	3	11.603	14.399	30.961	27.149	1:24.112	240
11	11.441	14.025	31.693	28.985	1:26.144	240	4	11.647	14.233	30.677	27.371	1:23.928	243
67 Bryan STARING (WA) (9th)							5	11.558	14.231	30.582	27.185	1:23.556	240
1	18.883	16.812	33.642	28.361	1:37.698 P		6	11.527	14.351	30.823	8:34.629	9:31.330	242
2	11.696	14.439	31.288	28.016	1:25.439	235	7	15.038	16.104	31.777	27.639	1:30.558 P	
3	11.744	14.447	30.772	27.533	1:24.496	235	8	12.291	15.087	31.815	27.287	1:26.480	219
4	11.620	14.315	30.602	27.521	1:24.058	237	9	11.598	14.250	30.911	1:39.907	2:36.666	241
5	11.535	14.388	30.771	27.536	1:24.230	236	10	14.040	14.569	30.896	27.218	1:26.723 P	
6	12.470	16.084	33.287	11:11.243	12:13.084	231	11	11.628	14.551	31.277	27.297	1:24.753	243
7	18.384	15.868	33.593	27.693	1:35.538 P		12	11.518	14.440	31.148	27.409	1:24.515	243
8	11.698	14.265	30.542	27.156	1:23.661	236	13	11.580	14.340	30.863	27.326	1:24.109	241
9	11.558	14.605	30.704	27.299	1:24.166	237	14	11.567	14.611	30.971	27.611	1:24.760	242
10	11.805	14.964	30.706	27.362	1:24.837	239	178 Michael BLAIR (NSW) (10th)						
78 Nathan SPITERI (VIC) (17th)							1	15.268	15.187	32.056	27.909	1:30.420 P	
1	20.289	16.103	33.351	29.200	1:38.943 P		2	12.203	14.630	31.290	27.580	1:25.703	238
2	12.480	15.383	32.797	28.757	1:29.417	223	3	11.834	14.406	30.621	27.234	1:24.095	240
3	12.633	15.488	32.948	28.678	1:29.747	226	4	11.745	14.275	30.489	27.250	1:23.759	239
4	12.718	15.368	33.291	29.082	1:30.459	219	5	11.594	14.213	30.801	29.019	1:25.627	239
5	12.452	17.764	41.090	9:54.291	11:05.597	225	6	13.784	15.564	33.613	8:55.947	9:58.908	162
6	16.941	15.384	32.628	28.952	1:33.905 P		7	15.428	15.090	31.492	27.717	1:29.727 P	
7	12.384	15.107	32.128	28.595	1:28.214	225	8	11.813	14.300	30.478	27.282	1:23.873	240
8	12.317	15.051	31.900	28.884	1:28.152	228	9	11.711	14.259	30.468	27.392	1:23.830	240
9	12.127	15.170	32.293	28.671	1:28.261	223	10	14.607	19.670	32.231	1:25.062	2:31.570	238
10	12.686	15.341	32.500	29.376	1:29.903	223	11	17.657	17.812	31.230	27.540	1:34.239 P	
11	12.190	15.030	32.105	28.687	1:28.012	228	12	11.670	14.734	30.519	27.423	1:24.346	240
12	12.413	15.884	32.025	2:42.090	3:42.412	229	13	11.570	14.321	30.588	27.320	1:23.799	242
13	15.659	15.618	32.545	28.443	1:32.265 P		14	11.542	14.412	30.497	27.476	1:23.927	240
14	12.229	14.928	32.062	41.613	1:40.832	223							
15	12.323	15.082	32.766	28.794	1:28.965	226							

Scott Laing
 Chief Time Keeper - Scott Laing

Clerk of Course - Simon Maas



Computime Race Timing Systems Pty Ltd © 1996
 Licensed to Computime Race Timing Systems

www.computime.com.au

COMPUTIME RACE TIMING SYSTEMS PTY LTD



ASBK.COM.AU f t i y

Winton Motor Raceway : OFFICIAL TEST : April 11 & 12

SUPERBIKE

Practice 3

Date: 11/04/17
 Event: P08
 Weather: Sunny - 20.3C
 Track: Dry - 38.0C

Started at: 13:40:02
 Laps: 30 Min
 Starters: 17
 Printed at: 14:40

FASTEST LAPS SEQUENCE

Race Time	No	Name	Machine	Fastest Lap	On Lap
1:42.378	24	Robert BUGDEN (QLD)	Kawasaki ZX10R	1:39.136	1
1:42.519	83	Kyle BUCKLEY (QLD)	Kawasaki ZX10R	1:38.507	1
1:43.726	1	Troy HERFOSS (QLD)	Honda CBR RR	1:36.461	1
1:59.071	25	Daniel FALZON (SA)	Yamaha YZF-R1	1:34.365	1
1:59.460	56	Troy GUENTHER (QLD)	BMW S RR	1:32.740	1
2:34.811	47	Wayne MAXWELL (VIC)	Yamaha YZF-R1	1:32.187	1
2:53.081	178	Michael BLAIR (NSW)	Yamaha YZF-R1	1:30.420	1
3:08.547	24	Robert BUGDEN (QLD)	Kawasaki ZX10R	1:26.169	2
3:09.809	9	Sloan FROST (NZ)	Suzuki GSX-R	1:25.875	2
3:14.462	67	Bryan STARING (WA)	Honda CBR RR	1:25.439	2
3:23.592	25	Daniel FALZON (SA)	Yamaha YZF-R1	1:24.521	2
3:58.525	47	Wayne MAXWELL (VIC)	Yamaha YZF-R1	1:23.714	2
4:47.125	25	Daniel FALZON (SA)	Yamaha YZF-R1	1:23.533	3
5:21.661	47	Wayne MAXWELL (VIC)	Yamaha YZF-R1	1:23.136	3
6:09.791	25	Daniel FALZON (SA)	Yamaha YZF-R1	1:22.666	4
6:44.304	47	Wayne MAXWELL (VIC)	Yamaha YZF-R1	1:22.643	4
22:51.974	65	Cru HALLIDAY (NSW)	Yamaha YZF-R1	1:22.219	7
24:03.766	47	Wayne MAXWELL (VIC)	Yamaha YZF-R1	1:22.187	8
26:48.827	47	Wayne MAXWELL (VIC)	Yamaha YZF-R1	1:21.926	10
28:51.194	25	Daniel FALZON (SA)	Yamaha YZF-R1	1:21.532	9
34:24.540	25	Daniel FALZON (SA)	Yamaha YZF-R1	1:21.451	13



Scott Laing
 Chief Time Keeper - Scott Laing

Clerk of Course - Simon Maas

Computime Race Timing Systems Pty Ltd © 1996
 Licensed to Computime Race Timing Systems

www.computime.com.au

COMPUTIME RACE TIMING SYSTEMS PTY LTD





ASBK.COM.AU f t i y

Winton Motor Raceway : OFFICIAL TEST : April 11 & 12

SUPERBIKE

Practice 3

Date: 11/04/17
 Event: P08
 Weather: Sunny - 20.3C
 Track: Dry - 38.0C


Started at: 13:40:02
 Laps: 30 Min
 Starters: 17
 Printed at: 14:40

BEST PARTIAL TIMES

Pos	Split 1		Split 2		Split 3		Split 4		LAP		Ideal	Fastest
	Name	Time	Name	Time	Name	Time	Name	Time	Name			
1	D. FALZON	11.218	C. HALLIDAY	13.846	D. FALZON	29.775	D. FALZON	26.387	D. FALZON	1:21.280	1:21.451	
2	W. MAXWELL	11.272	D. FALZON	13.900	W. MAXWELL	29.877	C. HALLIDAY	26.675	W. MAXWELL	1:21.750	1:21.926	
3	J. WATERS	11.367	W. MAXWELL	13.917	J. WATERS	30.040	W. MAXWELL	26.684	C. HALLIDAY	1:22.106	1:22.219	
4	C. HALLIDAY	11.368	R. BUGDEN	13.938	R. BUGDEN	30.090	R. BUGDEN	26.734	J. WATERS	1:22.160	1:22.240	
5	T. HERFOSS	11.391	J. WATERS	14.016	C. HALLIDAY	30.217	J. WATERS	26.737	R. BUGDEN	1:22.207	1:22.343	
6	R. BUGDEN	11.445	T. GUENTHER	14.099	T. HERFOSS	30.300	T. HERFOSS	26.876	T. HERFOSS	1:22.844	1:22.986	
7	T. GUENTHER	11.447	M. BLAIR	14.213	M. BLAIR	30.468	K. BUCKLEY	27.149	T. GUENTHER	1:23.430	1:23.465	
8	K. BUCKLEY	11.518	K. BUCKLEY	14.231	B. STARING	30.542	B. STARING	27.156	M. BLAIR	1:23.457	1:23.759	
9	B. STARING	11.535	B. STARING	14.265	K. BUCKLEY	30.582	T. GUENTHER	27.185	K. BUCKLEY	1:23.480	1:23.556	
10	M. BLAIR	11.542	T. HERFOSS	14.277	T. GUENTHER	30.699	M. BLAIR	27.234	B. STARING	1:23.498	1:23.661	
11	M. WALTERS	11.673	S. FROST	14.376	M. WALTERS	30.802	A. PHILLIS	27.248	M. WALTERS	1:24.263	1:24.367	
12	A. PHILLIS	11.748	M. WALTERS	14.394	S. FROST	30.874	C. SPRIGGS	27.269	A. PHILLIS	1:24.500	1:24.699	
13	S. FROST	11.778	A. PHILLIS	14.443	A. PHILLIS	31.061	M. WALTERS	27.394	S. FROST	1:24.554	1:24.701	
14	B. McINTYRE	11.811	C. SPRIGGS	14.481	C. SPRIGGS	31.222	S. FROST	27.526	C. SPRIGGS	1:24.822	1:25.053	
15	C. SPRIGGS	11.850	B. McINTYRE	14.713	B. McINTYRE	31.431	T. GIBSON	27.964	B. McINTYRE	1:25.924	1:26.266	
16	T. GIBSON	12.006	T. GIBSON	14.884	N. SPITERI	31.900	B. McINTYRE	27.969	T. GIBSON	1:26.767	1:26.962	
17	N. SPITERI	12.127	N. SPITERI	14.928	T. GIBSON	31.913	N. SPITERI	28.443	N. SPITERI	1:27.398	1:28.012	

Scott Laing
 Chief Time Keeper - Scott Laing

Clerk of Course - Simon Maas



Computime Race Timing Systems Pty Ltd © 1996
 Licensed to Computime Race Timing Systems

www.computime.com.au

COMPUTIME RACE TIMING SYSTEMS PTY LTD